


Chain

Chain, Grade 10 (200), GrabiQ	5:3
Chain, Grade 10 (400), GrabiQ	5:3
Chain, Short Link, Grade 8, Classic	5:3
Chain, Short Link, Grade 8	5:4
Chain, Mid-link, Grade 8	5:4
Chain, Long-link, Grade 8	5:4
Chain, Short Link, Galvanized, Grade 7	5:5
Chain, Mid-link, Galvanized, Grade 7	5:5
Chain, Long-link, Galvanized, Grade 6/7	5:5
Polyurethane Protective Sleeves	5:6

Technical Information

Chain Manufacturing	5:6
Safe Use and Extreme environments	5:7
Definitions	5:7



WARNING:
Failure to read, understand and comply with the following instructions, working load limits and specifications in this publication may result in serious injury or damage to property.



Short Link KLA, GrabiQ Grade 10 (200)

Heat treatment

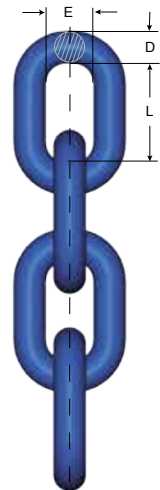
Quenched and tempered.

Note! For chain grade 10 (200) the maximum in-service temperature is 200 °C.

Surface treatment

Painted blue

Art. no. Box	Code	WLL tonnes	D nom. mm	L » mm	E » mm	Weight kgs/m	MPF kN	Breaking force kN
Z802300 - 1 x 200 m	KLA 6-10 (200)	1.5	6	18	8	0.8	36.8	58.8
Z802337 - 1 x 200 m	KLA 7-10 (200)	2.0	7	21	10	1.1	48	77
Z802301 - 1 x 200 m	KLA 8-10 (200)	2.5	8	24	11	1.4	63	102
Z802302 - 1 x 100 m	KLA 10-10 (200)	4.0	10	30	14	2.3	98	158
Z802303 - 1 x 100 m	KLA 13-10 (200)	6.7	13	39	18	3.8	166	268
Z802304 - 1 x 100 m	KLA 16-10 (200)	10.0	16	48	22	5.6	251	402
Z802305 - 1 x 50 m	KLA 20-10 (200)	16.0	20	60	29	9.4	393	630
Z802246 - 1 x 50 m	KLA 22-10 (200)	20.0	22	66	31	11.8	491	785
Z802248 - 1 x 50 m	KLA 26-10 (200)	27.0	26	78	37	14.6	664	1062
Z802440 - 1 x 25 m	KLA 32-10 (200)	40.0	32	96	43	24.4	1006	1610



Short Link KLA, GrabiQ Grade 10 (400)

Heat treatment

Quenched and tempered.

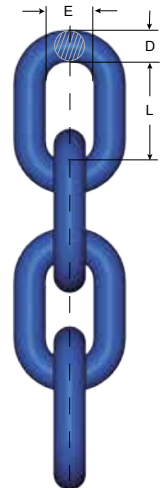
Note! For chain grade 10 (400) the maximum in-service temperature is 400 °C.

Surface treatment

Painted blue

Note: This chain is marked with "8+" in addition to the marking required by the machine directive

Art. no. Box	Code	WLL tonnes	D nom. mm	L » mm	E » mm	Weight kgs/m	MPF kN	Breaking force kN
Z802306 - 1 x 200 m	KLA 6-10 (400)	1.5	6.6	18	8.9	1.0	36.8	58.8
Z802307 - 1 x 200 m	KLA 8-10 (400)	2.5	8.8	24	11.2	1.7	63	102
Z802308 - 1 x 100 m	KLA 10-10 (400)	4.0	11.0	30	14.4	2.6	98	158
Z802309 - 1 x 100 m	KLA 13-10 (400)	6.7	14.3	39	19.2	4.5	166	268
Z802310 - 1 x 100 m	KLA 16-10 (400)	10.0	17.3	48	23.0	6.7	251	402



5

Short link KLB, Classic Grade 8

EN 818-2

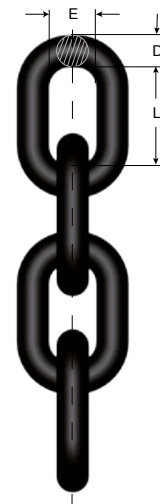
Heat treatment

Quenched and tempered

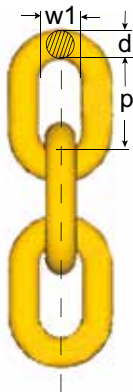
Surface treatment

Painted black (KLB)
Painted yellow (KLU)

Art. no. Box	Code	WLL tonnes*	D nom.	L	E	Weight kgs/m	Manufacturing proof force kN	Breaking force kN
Z802174 - 1 x 200 m	KLB 6-8E	1.1	6	18	8.5	0.8	28.3	45.2
Z802175 - 1 x 200 m	KLB 7-8E	1.5	7	21	10	1.1	38.5	62
Z802176 - 1 x 200 m	KLB 8-8E	2.0	8	24	11	1.4	50.3	80.6
Z802156 - 1 x 100 m	KLB 10-8E	3.2	10	30	14	2.3	79	130
Z802157 - 1 x 100 m	KLB 13-8E	5.4	13	39	18	3.8	133	214
Z802177 - 1 x 100 m	KLB 16-8E	8.2	16	48	22	5.6	201	322
Z801203 - 1 x 100 m	KLB 19-8E	11.6	19	57	26	7.8	284	457
Z801228 - 1 x 50 m	KLB 22-8E	15.5	22	66	30	10.6	380	610
Z801231 - 1 x 50 m	KLB 26-8E	21.6	26	78	35	14.8	531	850
Z801232 - 1 x 25 m	KLB 32-8E	32.8	32	96	43	21.6	804	1300



Short Link Chain KLFU, Grade 8



Heat treatment

Quenched and tempered,
Stress relieved

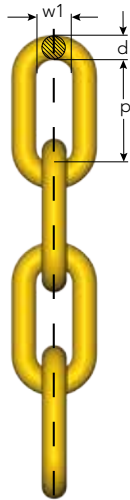
Surface treatment

Painted yellow

Not for lifting purposes

Art. no.	Code	Link dimensions			Weight kgs/m	Min. breaking load (tonnes)	Delivery length
		d nom.	P »	w1 »			
Z802330	KLFU-10-8	10	30	14.6	2.2	12.6	1 x 100 m
Z802331	KLFU-13-8	13	39	18.4	3.7	21.4	1 x 100 m
Z801146	KLFU-16-8	16	48	22.6	5.8	32.2	1 x 100 m
Z327377	KLFU-19-8	19	57	26	8.0	45.4	1 x 100 m
Z327385	KLFU-22-8	22	66	30	11.0	61.0	1 x 50 m
Z801505	KLFU-26-8	26	78	35	14.8	86.0	1 x 50 m

Mid-link Chain MLFU, Grade 8



Heat treatment

Quenched and tempered,
Stress relieved

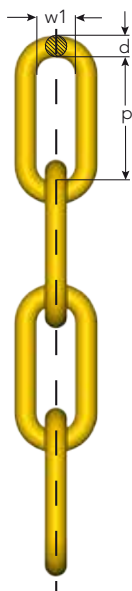
Surface treatment

Painted yellow

Not for lifting purposes

Art. no.	Code	Link dimensions			Weight kgs/m	Min. breaking load (tonnes)	Delivery length
		d nom. mm	P » mm	w1 » mm			
Z802332	MLFU-10-8	10	40	14	2.0	12.6	1 x 100 m
Z802333	MLFU-13-8	13	55	20	3.3	21.4	1 x 100 m
Z800564	MLFU-16-8	16	65	22	5.0	32.2	1 x 100 m
Z800476	MLFU-19-8	19	75	29	7.1	45.4	1 x 100 m
Z800661	MLFU-22-8	22	88	30	9.4	61.0	1 x 50 m
Z801770	MFLU-26-8	26	91	35	13.9	86.0	1 x 50 m

Long-link Chain LLU, Grade 8



Heat treatment

Quenched and tempered,
Stress relieved

Surface treatment

Painted yellow

Not for lifting purposes

Art. no.	Code	Link dimensions			Weight kgs/m	Min. breaking load (tonnes)	Delivery length
		d	p	w1			
Z801933	LLU-6-8	6	35	10	0.6	4.5	5 x 100 m
Z801934	LLU-9-8	9	53	15	1.4	10.2	4 x 100 m
Z801935	LLU-11-8	11	64	18	2.1	15.4	4 x 100 m
Z801936	LLU-13-8	13	80	22	2.9	21.4	3 x 100 m
Z802160	LLU-16-8	16	100	27	4.6	32.2	1 x 100 m
Z601983	LLU-19-8	19	100	28	6.5	45.4	1 x 100 m
Z700526	LLU-22-8	22	120	36	8.7	61.0	1 x 50 m

Short Link Chain - KLFZ, Grade 7

Heat treatment

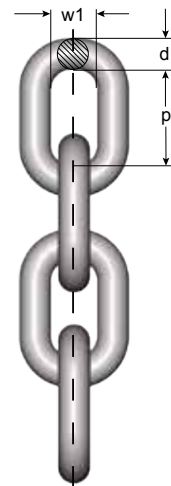
Quenched and tempered

Not for lifting purposes

Surface treatment

Hot Dip Galvanized (HDG)

Art. No	Code	Link dimensions			Min. breaking load (tonnes)	Weight kgs/m	Delivery length
		d nom.	P »m	w1 »			
Z800666	KLFZ-10-7	10	30	14.6	11	2.2	1 x 100 m
Z802329	KLFZ-13-7	13	39	18.4	18	3.7	1 x 100 m
Z801644	KLFZ-16-7	16	48	22.6	28	5.8	1 x 100 m
Z801409	KLFZ-17-7	17	48	24.0	30	6.4	1 x 100 m
Z801407	KLFZ-19-7	19	57	26.0	40	8.0	1 x 100 m



Mid-link Chain MLFZ, Grade 7

Heat treatment

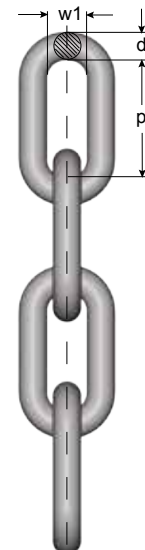
Quenched and tempered

Not for lifting purposes

Surface treatment

Hot Dip Galvanized (HDG)

Art. No	Code	Link dimensions			Min. breaking load (tonnes)	Weight kgs/m	Delivery length
		d nom.	P »	w1 »			
Z801561	MLFZ-10-7	10	40	14	11	2.0	1 x 100 m
Z802335	MLFZ-13-7	13	55	20	18	3.3	1 x 100 m
Z801645	MLFZ-16-7	16	65	22	28	5.0	1 x 100 m
Z801477	MLFZ-19-7	19	75	29	40	7.1	1 x 100 m



5

Long Link Chain LLZ, Grade 6/7

Heat treatment

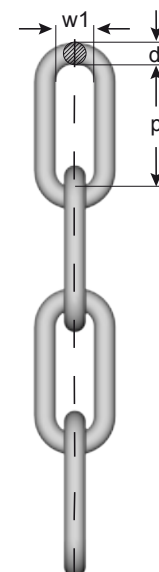
Quenched and tempered

Not for lifting purposes

Surface treatment

Hot Dip Galvanized (HDG)

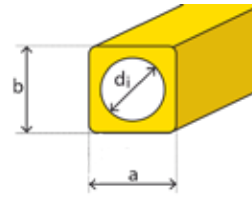
Art. No	Code	Link dimensions			Min. breaking load (tonnes)	Weight kgs/m	Delivery length
		d nom.	p »	w1 »			
Z487081	LLZ-6-7	6	35	10	3.9	0.6	1 x 100 m
Z801553	LLZ-9-7	9	53	15	9.0	1.4	1 x 100 m
Z360314	LLZ-11-7	11	64	18	13.0	2.1	4 x 100 m
Z800676	LLZ-13-6	13	80	22	18.0	2.9	3 x 100 m
Z802207	LLZ-13-6	13	80	22	18.0	2.9	1 x 229,5 m
Z801567	LLZ-16-6	16	100	27	24.0	4.6	1 x 100 m
GS1073	LLZ-16-6	16	100	27	24.0	4.6	1 x 200 m
Z801458	LLZ-19-6	19	100	28	34.0	6.5	1 x 120 m
Z801887	LLZ-22-6	22	120	36	46.0	8.7	1 x 50 m



Polyurethane Protective Sleeves - Stobitex

A heavy wear protection for demanding situations, made of transparent polyurethane. Length 2000 mm can be supplied upon request.

Art. no.	Inside measurement diameter mm	Outside measurement mm	Length mm	For chain dim. mm
G005990577	26	36 x 36	1000	6
G005990579	32	42 x 42	1000	8
G005990581	42	52 x 52	1000	10
G005990583	50	60 x 60	1000	13
G005990585	63	73 x 73	1000	16



Chain Manufacturing - Quality and Strength Requirements

Chains are divided into grades based on minimum nominal breaking stress

Chain Grade	Surface treatment	Code	Minimum breaking stress N/mm ²	Load factors			Typical use
				WLL	MPF	Breaking force	
8	Yellow U Black B	KL	800	1	2.5	4	General lifting (KL), Container lashing (LL). Extra heavy towing (ML), Lashing (KL, LL). Fishing (KL, ML, LL)
		ML	800	-	1	4	
		LL	800	-	1	4	
10	Blue A	KL	1000	1	2.5	4	General lifting

Testing and Quality Control- GrabiQ & Classic Chain (Grade 10 & 8)

In each step of the manufacturing of the chain, our systematic quality monitoring will ensure the highest safety and the longest life span in the product. Here are some especially important aspects of quality:

Material

The incoming material is supplied with test certificates only from qualified manufacturers and according to our stated material specifications.

Manufacturing

During forming and welding, the operators continuously control that the links meet the specified dimensions both before and after welding.

Single link samples are continuously mandrel tested on the weld. Shape, dimensions and deburring are then inspected visually.

Sample lengths are heat treated and then destruction load tested. Following these tests, the chain is heat treated.

Hardening and tempering is carried out continuously in computer controlled induction furnaces with regular samplings.

Proof Force

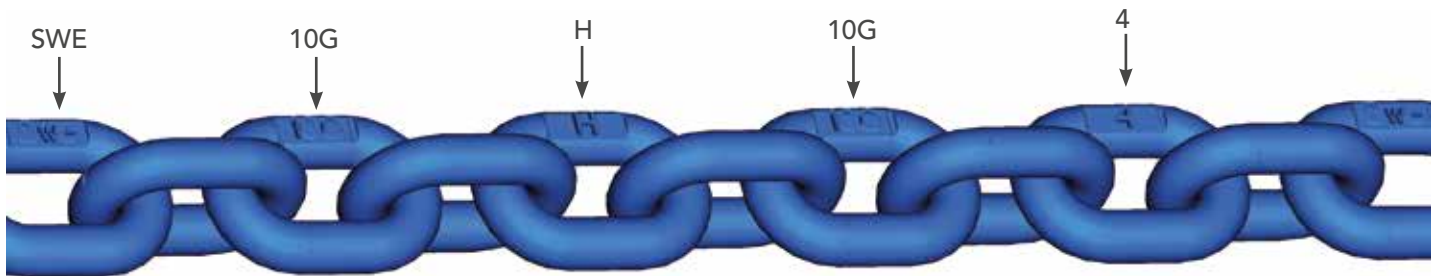
The entire chain is test loaded. The manufacturing proof force for short link chain is 2.5 times the permitted working load limit. This gives the chain high safety in use. The chain is then visually inspected and cut into delivery lengths. A sample is taken from every length and tested to destruction. Dimensions and shape are also checked. All results are documented.

Marking and traceability

The international standards for lifting chain require that the chain is marked with Grade and Manufacturers ID. On our chain we stamp "SWE - 10G - H - 10G - 4", where the "H" and the "4" is the combination for the traceability code. In case of the unlikely event of chain failure, we can trace the specific chain link back to the very batch and raw material as well as the year and place of manufacture. Each individual delivery also has its unique batch number.

Marking and traceability

The international standards for lifting chain require that the chain is marked with Grade and Manufacturers ID. On our chain we stamp "SWE - 10G - H - 10G - 4", where the "H" and the "4" is the combination for the traceability code. In case of the unlikely event of chain failure, we can trace the specific chain link back to the very batch and raw material as well as the year and place of manufacture. Each individual delivery also has its unique batch number.



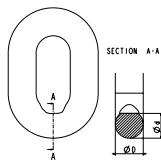
Use

- Never lift with a twisted chain.
- Use shortening hooks, knotting is not allowed.
- Use edge protectors to prevent sharp edges from damaging the chain.

Maintenance

Periodic thorough examination must be carried out at least every 12 months or more frequently according to local statutory regulations, type of use and past experience.

1. Overloaded chain slings must be taken out of service.
2. Chain and components including load pins which have been damaged, deformed, elongated, bent or showing signs of cracks or gouges shall be replaced. Carefully grind away small nicks and burrs
3. Additional testing by magnetic particle inspection and/or proof loading at max. 2 x WLL may be carried out. The wear of the chain and component shall in no place exceed 10% of the original dimensions.
4. The chain link wear - max. 10% - is defined as the reduction of the mean diameter measured in two directions.



$$\frac{D+d}{2} > 0,9d_n$$

Severe Environment

Chain and components must not be used in alkaline (>pH10) or acidic conditions (<pH6). Comprehensive and regular examination must be carried out when used in severe or corrosive inducing environments. In uncertain situations consult your Gunnebo dealer.

Extreme Temperature Conditions

The in service temperature effects the WLL as following :

Temperature (°C)	Reduction of WLL			
	Grade 10 chain (400)	Grade 10 chain (200)	Grade 10 components	Grade 8 chain & components
-40 to +200 °C	0 %	0 %	0 %	0 %
+200 to +300 °C	10 %	Not allowed	10 %	10 %
+300 to +400 °C	25 %	Not allowed	25 %	25 %

After short heat exposure, maximum one hour, the sling reverts to its fully capacity. Upon return to normal temperature, the sling reverts to its full capacity within the above temperature range. Chain slings should not be used above or below these temperatures.

For chain grade 10 the maximum in service temperature is 200° C.

Definitions

Proof force:

Each individual chain link is tested to the Manufacturing Proof Force (MPF) level before delivery. The MPF level is 2.5 times the WLL, equal to 62.5% of the Minimum Breaking Force.

Breaking force (BF):

The highest static force a chain is exposed to during test loading before breaking.

Working load limit (WLL):

The maximum permitted load on a lifting chain under normal (vertical) lifting conditions.

Total ultimate elongation:

The elongation of the test item, relative to the original length, at the moment of breaking.

Johnson Products

Crane Blocks • Snatch Blocks • Oilfield Blocks • Swivels •
Custom Engineered Products



GUNNEBO
Industries